






Product Selection Guide

Genasun Charge Controllers

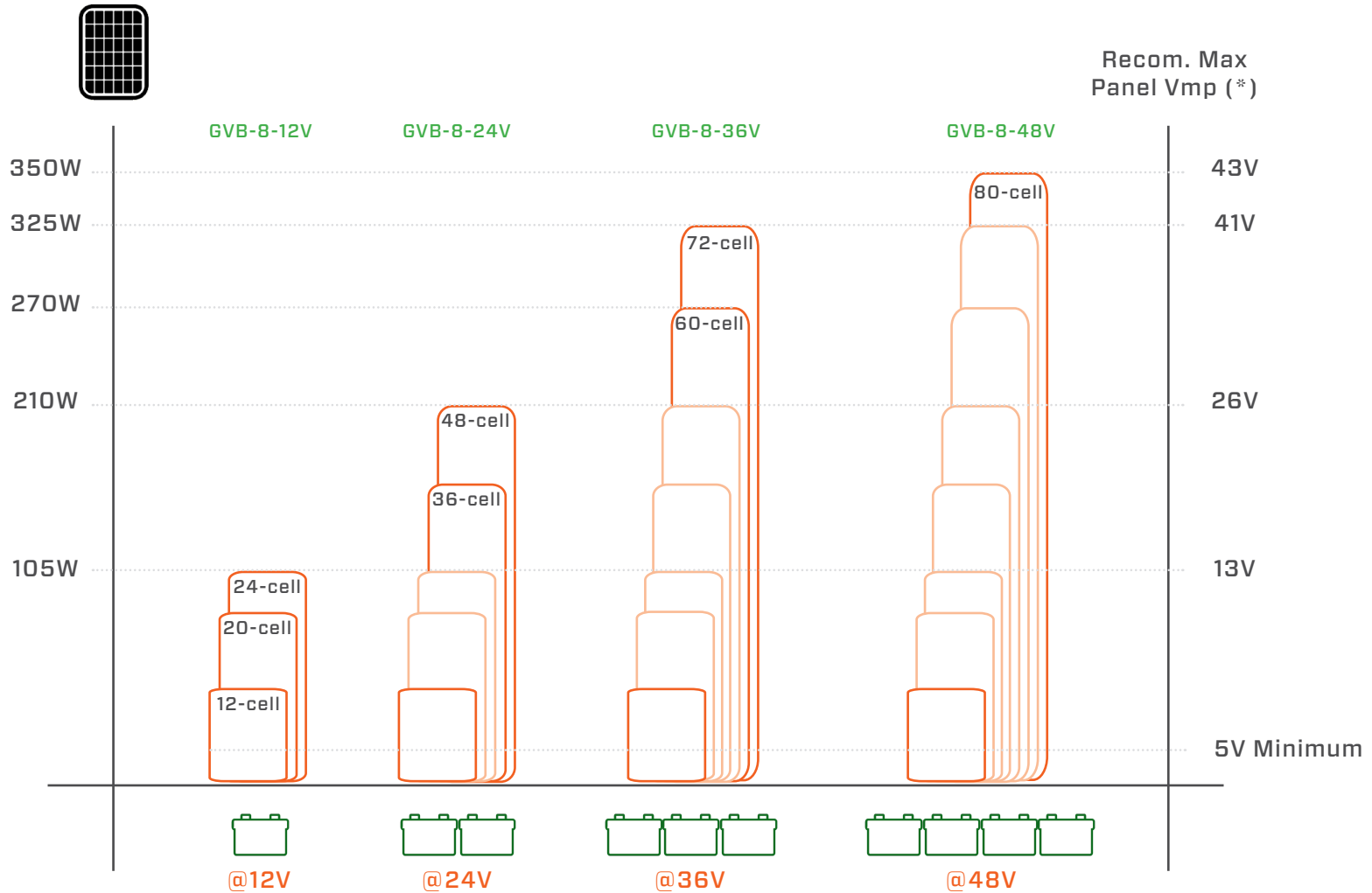
Features	GV-4	GV-5 / GV-5-MOD	GV-10	GVB-8 (Boost)	GVB-8-WP (Boost)
Technology:	MPPT (step-down)	MPPT (step-down)	MPPT (step-down)	MPPT (step-up)	MPPT (step-up)
Battery Nominal Voltage:	12V	12V	12V	12V/24/36/48V	12V/24/36/48V
Maximum PV Power:	50W	65W	140W	105W/210W/325W/350W	105W/210W/325W/350W
Recommended Max Panel Vmp at STC:	19V	19V	21V	13V/26V/41V/43V	13V/26V/41V/43V
Recommended Max Panel Voc at STC:	22V	22V	27V	50V	50V
Battery Type:	Lead-Acid/AGM/Gel Sealed/Flooded	Lead-Acid/AGM/Gel Sealed/Flooded/Lithium	Lead-Acid/AGM/Gel Sealed/Flooded/Lithium	Lead-Acid/AGM/Gel Sealed/Flooded/Lithium	Lead-Acid/AGM/Gel Sealed/Flooded/Lithium
Charge Algorithm:	Multi-Stage Lead-Acid	Multi-Stage Lead-Acid, CC/CV or Multi-Stage Lithium	Multi-Stage Lead-Acid, CC/CV or Multi-Stage Lithium	Multi-Stage Lead-Acid, CC/CV or Multi-Stage Lithium	Multi-Stage Lead-Acid, CC/CV Lithium
Battery (Output) Current:	4A	5A	10.5A	-	-
Max Input Current:	-	-	-	8A*	8A*
Max Output Load Current:	-	5A	-	-	-
Battery Temperature Compensation:	-28mV/°C (referred to 25°C)	-28mV/°C for Pb Disabled for Lithium	-28mV/°C for Pb Disabled for Lithium	-28/-56/-84/-112mV/°C for Pb Disabled for Lithium	-28/-56/-84/-112mV/°C for Pb Disabled for Lithium
Environmental Protection:	IP40	IP40 / IP00	IP40	IP40	IP68
Applications:					
Certifications:	CE, FCC, RoHS	CE, FCC, RoHS	CE, FCC, RoHS	CE, FCC, RoHS	CE, FCC, RoHS
Warranty:	5 years	10 years	5 years	5 years	5 years

*Panel ratings have increased since we designed the GVB. Although we don't believe in changing specifications without a corresponding engineering change, based on both our customers' experiences over the years as well as the headroom we designed into the GVB, we feel comfortable recommending the GVB for panels with Imp up to 9A.

Product Selection Guide

Genasun GVB-8 (Boost) Overview

The GVB-8 is a Boost controller (step-up). For a normal operating, the voltage input (panel side) must be lower than the battery voltage (output). The minimum input voltage is 5V.



(*) 12/20/24-cell panels are typically flexible or custom-made panels with Vmp lower than ~13V. 36-cell panels are typically referred to as "12V panels" providing Vmp/Voc of ~18V/22V at STC. 48-cell panels are referenced as "18V panels" (Vmp/Voc ~25V/32V at STC), 60-cell panels are referenced as "20V panels" (Vmp/Voc ~30V/37V at STC), 72-cell panels are referenced as "24V panels" (Vmp/Voc ~36V/44V at STC).