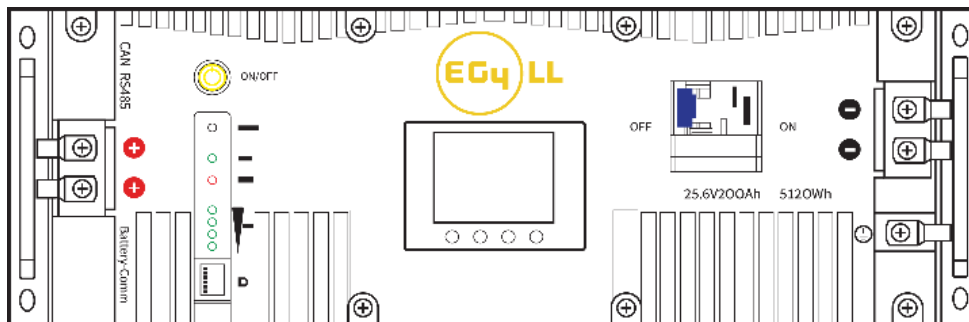




EG4-LL 24V 200AH BATTERY

Built in BMS	100A
Storage Capacity	5.12 KWH
10 Year Warranty	



Our EG4-LL batteries offer second to none price to performance. Get peace of mind knowing these batteries are designed to last for more than 7000 deep charge and discharge cycles; beyond 15 years with an 80% depth of discharge daily!

On-board LCD Touch Screen

Easy to see BMS monitoring, and selectable closed-loop communications with Victron and Growatt inverters.

Dual On-board Fire Arrestors

Offer fail-safe operation in high risk environments and protect against rare hardware failure on high voltage solar charge controllers.

Welded Prismatic Cell Connections

Never worry about losing power due to a loose internal connection.

PC Monitoring Software

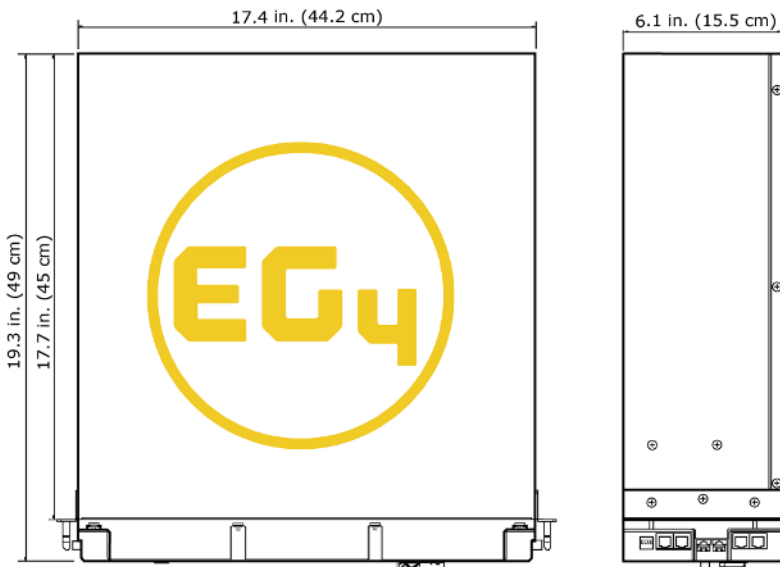
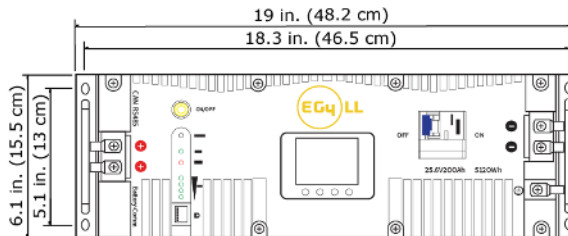
See real-time statistics of your battery.

Parallel up to 16 Batteries

Get the most power possible! Up to 81.9 kWh while maintaining BMS communications.

Rack Mount Design

4U server rack mounting makes it convenient to store.





EG4-LL 24V

200AH BATTERY

Nominal Operating Parameters			
Voltage	25.6V		
Capacity	200Ah		
Charging Voltage (Bulk/Absorb)	28.1V (+/-0.2V)		
Float	27V (+/-0.2V)		
Low DC Cutoff	23.5 - 22V (depending on load - start high, lower if needed)		
Charging Current	Max Constant Charge: 100A (30-50 recommended)		
Discharging Current	Max Constant Discharge: 100A		
Environmental Parameters			
Charging Range	32°F to 113°F (0°C to 45°C)		
Discharging Range	-4°F to 122°F (-20°C to 50°C)		
Storage Range	-4°F to 122°F (-20°C to 50°C)		
BMS Parameters			
Charge	Spec	Delay	Recovery
Cell Voltage Protection	3.9V	1 sec	3.45V
Module Voltage Protection	30.0V	1 sec	28.8V
Over Charging Current 1	>102A	10 sec	
Over Charging Current 2	≥120A	3 sec	
Temperature Protection	<-5°C or >70°C	1 sec	>-0°C or <60°C
Discharge			
Cell Voltage Protection	2.3V	1 sec	3.1V
Module Voltage Protection	20.8V	1 sec	22.4V
Over Charging Current 1	>102A	10 sec	60 sec
Over Charging Current 2	>150A	3 sec	60 sec
Short-Circuit	>250A	0.1 mS	
Temperature Protection	<-20°C or >75°C	1 sec	>-10°C or <65°C
BMS	Parameter	Condition	
PCB Temperature Protection	>105°C	Delay 1 sec	Recovery @ <80°C
Cell Balance	120mA	Passive Balance	Cell Voltage Difference >40mV
Temperature Accuracy	3%	Cycle Measurement	Measuring Range -40 to 100°C
Voltage Accuracy	0.5%	Cycle Measurement	For Cells & Module
Current Accuracy	3%	Cycle Measurement	Measuring Range -200 to +200
SOC	5%		Integral Calculation
Power Consumption - Sleep/Off Mode	<300uA		Storage/Transport
Power Consumption - Operating Mode	<20mA		Charging/Discharging
Communication Ports	RS485/CAN		

